

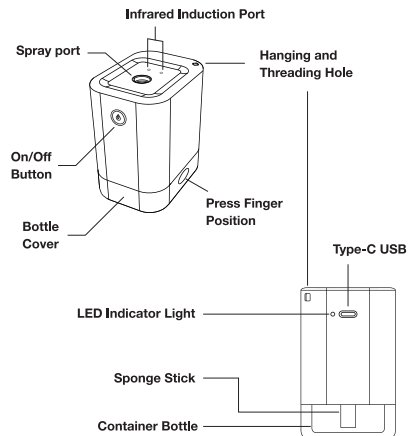
AUTOMATIC HAND SANITIZER DISPENSER

BL201

Product Guide
使用マニュアル
사용 설명서

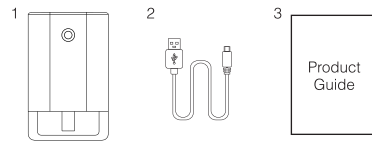
Product Details

Thanks for choosing us, it is a hand and handheld infrared induction sprayer spray. Please read the instructions before use and keep it for consult.



Accessories

- 1. Product Body _____ 1
- 2. Type-C USB Cable _____ 1
- 3. Product Guide _____ 1
- Product Warranty _____ 1

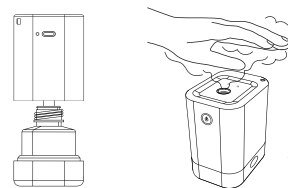


Specification

Product name	: Hand Sanitizer Dispense
Model	: BL201
Input	: DC 5V/1A
Frequency	: 108KHZ
Current	: 500mA
Efficiency	: =90%
Induction distance	: =12cm
Size	: 77mm*55mm*91mm
bottle capacity	: 45ml
Weight	: 150g
Battery capacity	: 1800 mAh

Instructions

1. Take out the equipment and press both sides of the bottom shell to take down.
2. Screw out the container bottle anticlockwise, take out the sponge then fill in less than 75% alcohol or other liquid with a volume of 4 / 5. Let it stand for two minutes, make sure that the sponge fully absorbs the liquid.
Note: it must be a water aqua or it will not atomize.
3. Put the sponge back and tighten the container anticlockwise, cover the bottom shell.
4. Press the 1 On / Off button, product in operation status.



5. Put hand or items on the top of the device for infrared sense. At the 0-12cm of the hole, the spray begins. Disinfect the parts or articles held in the warehouse. Dynamic short time spray.
6. Press twice to shut down the product. The product to be switched off if it exceeds 24 hours not work.

Charging instructions

When the machine is turned on, the green light of the product flashes, which means that the battery power is too low and needs to be charged.

1. Connect the C end of the usb-c power cord to the type-C connection of the product.
2. Connect the other end of the power cord to the lowest 5v1a power adapter, then plug the power adapter into the power supply Socket.
3. The product starts to charge the internal battery, the green light flashes, and the green light is always on when the battery is full.

Note : The product supports the function of charging and working at the same time, which can be filled in 3 hours.

Attentions

1. This product does not provide disinfectant. Please buy it. It is recommended to make it 75 % alcohol.
2. This product is nanocomposites grade microporous spray, do not put oily liquid, to prevent plugging.
3. When you spray alcohol spray, please do not smoke or fire up.
4. Take good care of the children to ensure that they do not play with the product as a toy, so as to avoid unnecessary accidents.